

madebyanita

Cosy Winter Wishes

Pattern Supplement



By Anita Gibney
madebyanita.co.uk

Cosy Winter Wishes

You will need

Materials

Dk yarn. Calculations are correct for acrylic 100g, 280-300m balls. I have used Sirdar Hayfield bonus DK. You can also see below the colour it replaces in the original pattern.

	Pearl Grey	2 balls
	Fawn	3 balls
	Cream	3 balls
	Oatmeal	1 ball

Tools

4mm & 4.5mm hooks
(Rows with colour changes tend to be a little tighter than single-colour rows. Changing to a larger hook will help to keep your tension even and your sides completely straight.)

Yarn needle

Scissors

40mm pom pom maker
(optional)

Measurements

The finished blanket measures approximately 100cm x 125cm (39.5" x 49.5")

Helpful Tips and Information

These instructions are a supplement to my Christmas Eve Wishes Pattern. The whole blanket is worked in exactly the same way and has the same row and stitch counts. The only difference is in the charts. If you do not have the original pattern, you can find it here in both UK and US versions:

www.madebyanita.co.uk/shop

Full instructions, picture tutorials and links to videos are in the Christmas Eve Wishes pattern.

If you are left handed, you do not need to make any adaptations to the patterns. All of the charts will work perfectly worked left to right or right to left.

Cosy Winter Wishes Charts

Hearts

The hearts chart has the same row count and repeat as the snowflakes. I have used the snowflakes at the beginning of my blanket and substituted the hearts at the end. You can replace both sets of snowflakes with hearts if you prefer.



Houses

The houses replace the gingerbread people.

Bobble hats

These replace the Santa hats. Again, they have the same row count and repeat. I have included a couple of bonus hat designs so you can personalise your blanket.

Have fun and experiment mixing and matching the charts to create a blanket that is completely unique to you!



You can find lots of beautiful and individual variations in my Facebook Group

www.facebook.com/groups/madebyanita

Cosy Winter Wishes




Hearts



Cosy Winter Wishes

Houses



Cosy Winter Wishes



Hats

